

Hep 3B2.1-7 [Hep 3B]

品系基本信息

目录号 NM-G01

细胞系名称 Hep 3B2.1-7 [Hep 3B]

品系状态 成瘤性验证中

品系描述 人肝癌细胞

*使用本品系发表的文献需注明: Hep 3B2.1-7 [Hep 3B] cell line (Cat. NO. NM-G01) was purchased from Shanghai Model Organisms Center, Inc..

验证数据

The Hep 3B (Hep 3B2.1-7, Hep-3B, Hep3B) is a cell line exhibiting epithelial morphology that was isolated from liver tissue derived from an 8-year-old, Black youth with liver cancer.

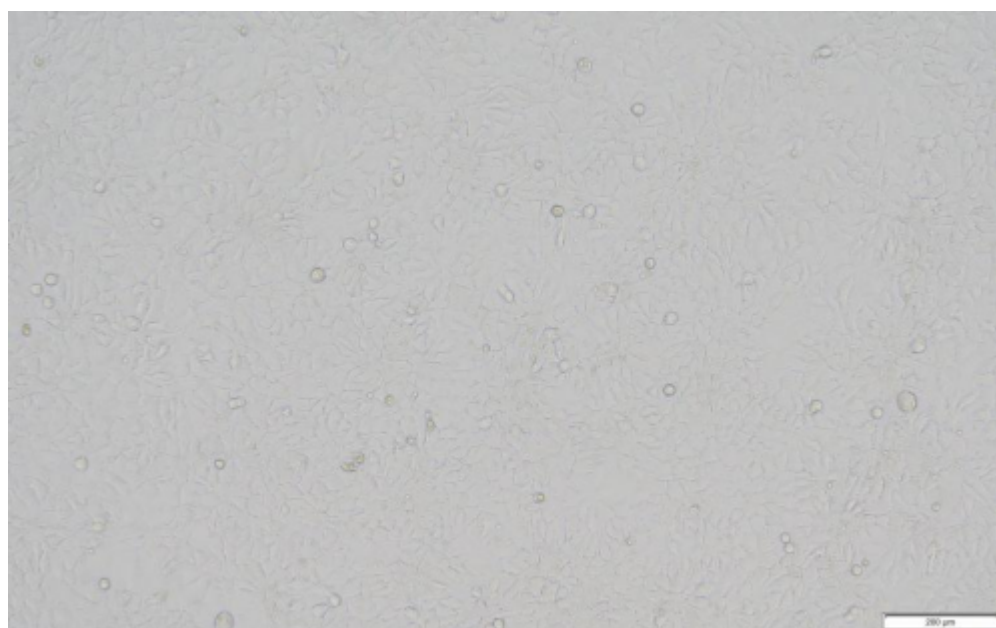


Figure 1. Morphology of Hep 3B cell line

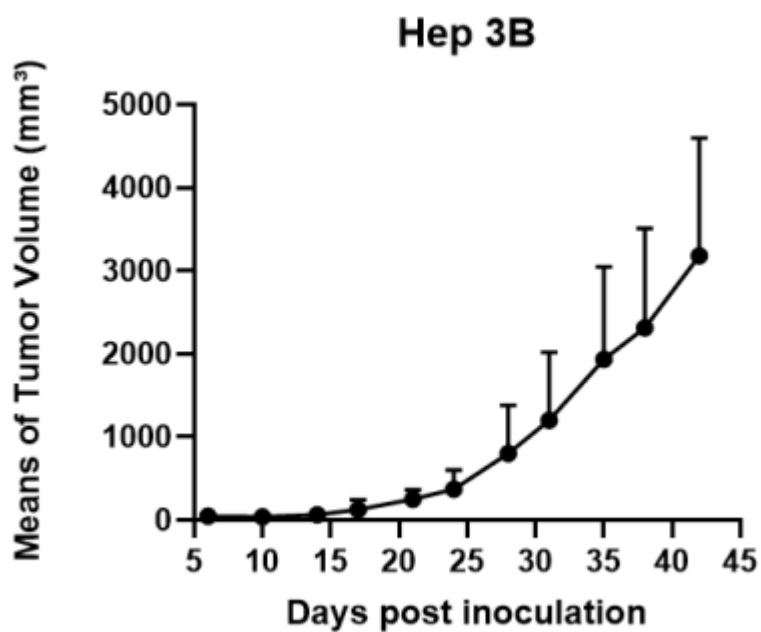


Figure 2. Tumor growth curve of Hep 3B xenograft model (n=5)

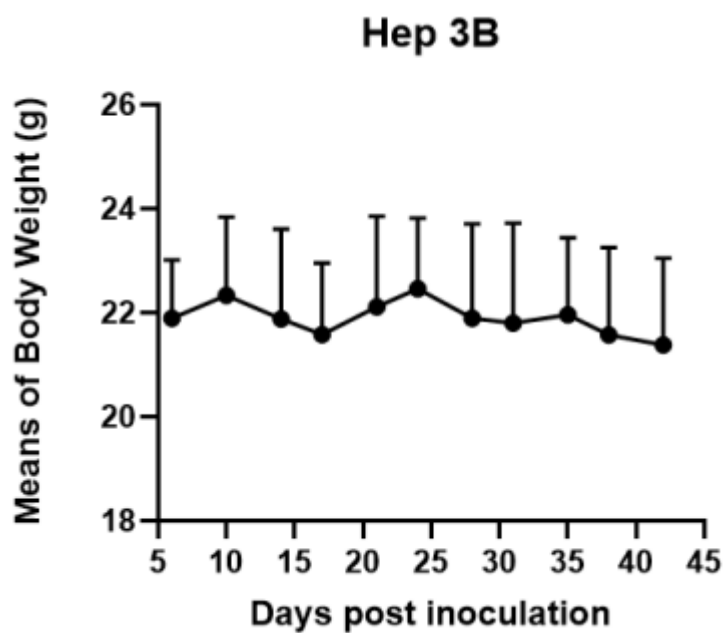


Figure 3. Body weight change of Hep 3B xenograft model (n=5)

野生型细胞株不进行出售服务，仅作为荷瘤鼠和体内药效进行服务。